

**Blood Bank Information: 01/01/2019 to 30/06/2019**

Form – A

**A) Blood Bank Details**

Blood Bank Name and Address	SBTC ID	District	Category	License No. & Validity	Name of Blood Bank Incharge	No. of Complaints Received
Miraj Serological Institute Blood Bank, Ganesh nagar 1st Lane, Near Civil Hosp. Sangli	bb 388	Sangli	BCSU	PD/70 4/8/2018	Dr. Rutuja S. Pujari	Nil

**B) Numbers of Staff Working**

Blood Transfusion Officer (B.T.O.)	Technical Supervisor	Technician	MSW/PRO	Staff Nurse
3	1	2	1	1

**C) Blood Collection and Utilisation (01/01/2019 to 30/06/2019)**


Total Blood Collection				Total Blood Utilisation				
No. of Camps	Voluntary	Replacement	Total	Whole Blood	RBC	Platelets	FFP	CRYO
44	2943	0	2943	0	2482	208	739	0

**D) Bulk Transfer of Blood Units**

Whole Blood & Component	Whole Blood	RBC	Platelets	FFP	CRYO
Units received from other blood bank	-	35	-	-	-
Units transferred to other blood bank	-	304	-	-	-

**E) Blood Units Discard on account of (Only WB & RBC)**

TTD +ve	Expired	Hemolysed	Other	Total
34	54	0	16	104

  
 Incharge Blood Bank  
 (Signature & Stamp)  
 B.T.O.  
 BLOOD BANK, SANGLI.

Please send information in scanned pdf format with Sign & Stamp of B.B. Incharge on [sbtc@mahasbtc.com](mailto:sbtc@mahasbtc.com) (Please verify before sending the Information)

# Processing and Additional testing charges for Blood and Blood Component

Form - B

Name of Blood Bank	Miraj Serological Institute Blood Bank Sangli	SBTC ID	bb 388	District	Sangli	Category	BCSV
--------------------	---	---------	--------	----------	--------	----------	------

**A) Processing charges (Basic) in Rs.**

Whole Blood	RBC	Platelets	FFP	CRYO	SDP
Rs. 1250	Rs. 1250	Rs. 400	Rs. 400	-	Rs. 11,000

**B) Charges of specialized test per Whole Blood unit in Rs.**

NAT	Chemiluminscence	IV Generation Elisa			Anti HBc	Antibody screening (Donor)
		HIV	HBs Ag	HCV		
-	-	-	-	-	-	

**C) Charges of specialized Component specific test in Rs.**


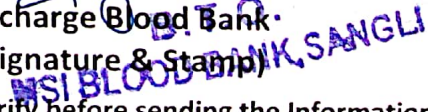
Leuco filtration		Blood Grouping and Cross Matching			Phenotyping for extended Serology	Irradiation	Bacterial Detection
Red Cells	Platelets	Automation	Semi Automation	Both together			
-	-	-	-	-	-	-	

**D) Additional processing charges for Blood components using Quadruple bags by buffy coat method in Rs.**

Red Cells	Platelets	Plasma
-	-	-

**E) Additional processing charges for Blood components using Quadruple bags by buffy coat method in Rs.**

Whole Blood	RBC	Platelets	FFP	CRYO	SDP
-	-	-	-	-	-

  
 Incharge Blood Bank  
 (Signature & Stamp)  


Please send information in scanned pdf format with Sign & Stamp of B.B. Incharge on [sbtc@mahasbtc.com](mailto:sbtc@mahasbtc.com) (Please verify before sending the Information)