

Blood Bank Information: 01/07/2018 to 31/12/2018

Form - A

A) Blood Bank Details

Blood Bank Name and Address	SBTC ID	District	Category	License No. & Validity	Name of Blood Bank Incharge	No. of Complaints Received
Farshij, Main Road, Khamgaon.	bb 287	Buldana		Amd BB 26/2004 up to Feb 2018	Dr. Gopal Soni	-

B) Numbers of Staff Working

Blood Transfusion Officer (B.T.O.)	Technical Supervisor	Technician	MSW/PRO	Staff Nurse
Dr. Gopal M. Soni	Akhilesh Mishra	Akshay Wanare	Vaibhao Ghatol	Durga Deshmukh

C) Blood Collection and Utilisation (01/07/2018 to 31/12/2018)


Total Blood Collection				Total Blood Utilisation				
No. of Camps	Voluntary	Replacement	Total	Whole Blood	RBC	Platelets	FFP	CRYO
09	1109	495	1604	433	1165	04	1	

D) Bulk Transfer of Blood Units

Whole Blood & Component	Whole Blood	RBC	Platelets	FFP	CRYO
Units received from other blood bank	-	507	-	-	-
Units transferred to other blood bank	507	507	-	-	-


E) Blood Units Discard on account of (Only WB & RBC)

Please send information in scanned pdf format with Sign & Stamp of B.B. Incharge on sbtc@mahasbtc.com (Please verify before sending the Information)



TTD +ve	Expired	Hemolysed	Other	Total
03	0	0	0	03

Incharge Blood Bank
(Signature & Stamp)



Please send information in scanned pdf format with Sign & Stamp of B.B. Incharge on sbtc@mahasbtc.com (Please verify before sending the Information)

Processing and Additional testing charges for Blood and Blood Component

Form – B

Name of Blood Bank	Shri.BSS Trust Blood Bank	SBTC ID	bb 287	District	Buldana	Category	Trust
--------------------	---------------------------	---------	--------	----------	---------	----------	-------

A) Processing charges (Basic) in Rs.

Whole Blood	RBC	Platelets	FFP	CRYO	SDP
1450	1450	400	400	NA	NA

B) Charges of specialized test per Whole Blood unit in Rs. NA

NAT	Chemiluminescence	IV Generation Elisa			Anti HBc	Antibody screening (Donor)
		HIV	HBs Ag	HCV		
NA						

C) Charges of specialized Component specific test in Rs. NA

Leuco filtration		Blood Grouping and Cross Matching			Phenotyping for extended Serology	Irradiation	Bacterial Detection
Red Cells	Platelets	Automation	Semi Automation	Both together			


D) Additional processing charges for Blood components using Quadruple bags by buffy coat method in Rs. NA

Red Cells	Platelets	Plasma

E) Additional processing charges for Blood components using Quadruple bags by buffy coat method in Rs. NA

Whole Blood	RBC	Platelets	FFP	CRYO	SDP

Please send information in scanned pdf format with Sign & Stamp of B.B. Incharge on sbtc@mahasbtc.com (Please verify before sending the Information)



Handwritten signature