

## Blood Bank Information: 01/07/2018 to 31/12/2018 Form – A

### A) Blood Bank Details

Blood Bank Name and Address	SBTC ID	District	Category	License No. & Validity	Name of Blood Bank Incharge	No. of Complaints Received
Holy Spirit Hospital Blood Bank Mahakali Caves road Andheri East Mumbai 400093	Bb 119	Mumbai	Trust	28C/1121 31/12/2022	Dr Manisha Kamat	Nil

### B) Numbers of Staff Working

Blood Transfusion Officer (B.T.O.)	Technical Supervisor	Technician	MSW/PRO	Staff Nurse
Dr. Manisha Kamat Dr. Jyoti Agnihotri	Mrs. Sujata M Patil Ms. Ratnamala Talekar	Mrs. Aarti Dubal Mr. Kiran Bandagale Mr. Nikhil Sawant Ms. Reshma Dhakrao Ms. Christina Sezulkar Ms. Usha K.K.	Mr. Yogesh Patil	Mrs. Meena Calvin Mrs. Seelas Blessy

### C) Blood Collection and Utilisation (01/07/2018 to 31/12/2018)


Total Blood Collection				Total Blood Utilisation				
No. of Camps	Voluntary	Replacement	Total	Whole Blood	RBC	Platelets	FFP	CRYO
11	1225	0	1225	38	1182	878	1058	99

### D) Bulk Transfer of Blood Units

Whole Blood & Component	Whole Blood	RBC	Platelets	FFP	CRYO
Units received from other blood bank	0	2	0	0	0
Units transferred to other blood bank	01	05	08	0	0

### E) Blood Units Discard on account of (Only WB & RBC)

TTD +ve	Expired	Hemolysed	Other	Total
17	23	0	08	48

  
**Incharge Blood Bank**  
**(Signature & Stamp)**

**HOLY SPIRIT HOSPITAL**  
**BLOOD BANK,**  
**MAHAKALI ROAD,**  
**ANDHERI (EAST)**

Please send information in scanned pdf format with Sign & Stamp of B.B.Incharge [onsbtc@mahasbtc.com](mailto:onsbtc@mahasbtc.com) (Please verify before sending the Information)

## Processing and Additional testing charges for Blood and Blood Component Form – B

Name of Blood Bank	Holy Spirit Hospital Blood Bank		Bb119	District	MUMBAI	Category	Trust
--------------------	---------------------------------	--	-------	----------	--------	----------	-------

### A) Processing charges (Basic) in Rs.

Whole Blood	RBC	Platelets	FFP	CRYO	SDP
1450	1450	400	400	250	-

### B) Charges of specialized test per Whole Blood unit in Rs.

NAT	Chemiluminescence	IV Generation Elisa			Anti HBc	Antibody screening (Donor)
		HIV	HBs Ag	HCV		
--	500	-	-	-	-	300

### C) Charges of specialized Component specific test in Rs.

Leuco filtration		Blood Grouping and Cross Matching			Phenotyping for extended Serology	Irradiation	Bacterial Detection
Red Cells	Platelets	Automation	Semi Automation	Both together			
--	--	280	--	--	500	--	--

### D) Additional processing charges for Blood components using Quadruple bags by buffy coat method in Rs.

Red Cells	Platelets	Plasma
--	--	--

### E) Additional processing charges for Blood components using Quadruple bags by buffy coat method in Rs.

Whole Blood	RBC	Platelets	FFP	CRYO	SDP
--	--	--	--	--	--

*Mskamal*  
**Incharge Blood Bank**  
 (Signature & Stamp)

**HOLY SPIRIT HOSPITAL**  
 BLOOD BANK,  
 MAHAKALI ROAD,  
 ANDHERI (EAST)

HOLYSPIRIT ADVIA 1

SID 302007599  
 Aspiration Date/Time 01/20/19 07:31:23 AM  
 Sample Type PATIENT  
 Rack & Position 11 10  
 Cal Factors Current  
**FOR LABORATORY USE ONLY**

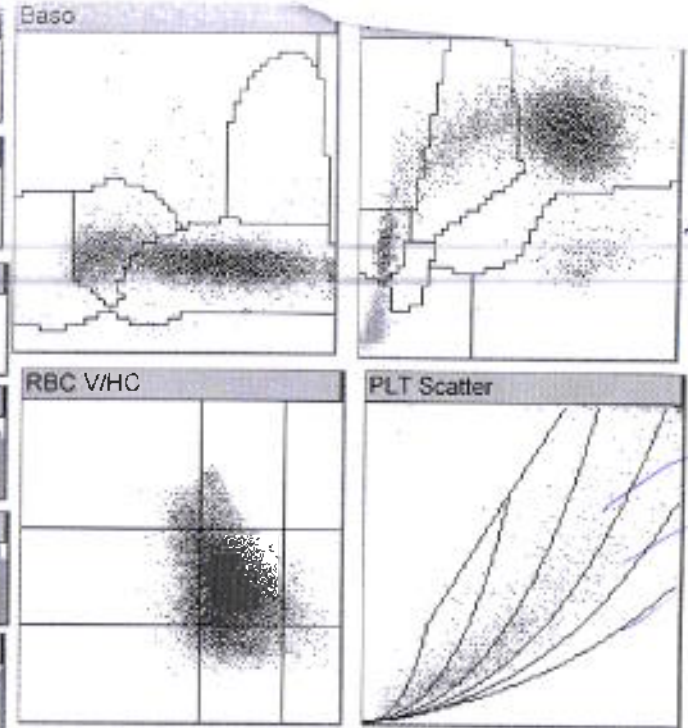

Additional Platelet Parameters  
 PDW 58.8 %  
 PCT 0.13 %  
 MPC 22.0 g/dL  
 MPM 2.08 pg  
 Large Pll 10 x10<sup>3</sup> cells/ $\mu$ L

Routine CBC Parameter			Additional Routine Parameters		
WBC	7.81	x10 <sup>3</sup> cells/ $\mu$ L	%Blast Suspect	1.1	
RBC	3.50	x10 <sup>6</sup> cells/ $\mu$ L	%Hyper	0.8	
HGB	9.9	g/dL	%Hypo	5.5	
HCT	29.5	%	%Macro	2.3	
MCV	84.2	fL	%Micro	7.7	
MCH	28.4	pg	RBC Fragments	0.01	x10 <sup>6</sup> cells/ $\mu$ L
MCHC	33.7	g/dL	RBC Ghosts	0.01	x10 <sup>6</sup> cells/ $\mu$ L
CHCM	32.6	g/dL	Neut X	65.6	
CH	27.2	pg	Neut Y	71.5	
RDW	19.9	%	MNx	12.6	
HDW	3.01	g/dL	MNy	15.2	
PLT	123	x10 <sup>3</sup> cells/ $\mu$ L	%MN	19.9	
MPV	10.5	fL	%PMN	78.9	
WBCu	7.81	x10 <sup>3</sup> cells/ $\mu$ L	Cellular HGB	9.6	g/dL

Routine WBC Differential		
WBC	%	#
Neut	H 77.4	6.05 x10 <sup>3</sup> cells/ $\mu$ L
Lymph	L 7.5	0.59 x10 <sup>3</sup> cells/ $\mu$ L
Mono	H 9.2	0.72 x10 <sup>3</sup> cells/ $\mu$ L
Eos	3.0	0.23 x10 <sup>3</sup> cells/ $\mu$ L
Baso	0.4	0.03 x10 <sup>3</sup> cells/ $\mu$ L
LUC	2.4	0.19 x10 <sup>3</sup> cells/ $\mu$ L
NRBC	0.0	0.00 x10 <sup>6</sup> cells/L
LI		2.20
MPXI		1.9
WBCP		7.82 x10 <sup>3</sup> cells/ $\mu$ L

holyspirit  
 PLT Clumps Count 12

Morphology Flags  
 ANISO ++  
 HC VAR +



Mr. Ramtameshwar  
 2-9  
 Vesmes  
 GSK

H - mild  
 M - mild  
 TP - mild

9.9

19/01/19  
 PLT - 109  
 TC - 7430  
 Hb - 10.1