

Blood Bank Information: 01/01/2018 to 30/06/2018

Form – A

A) Blood Bank Details

Blood Bank Name and Address	SBTC ID	District	Category	License No. & Validity	Name of Blood Bank Incharge	No. of Complaints Received
Vijayee Blood Bank, Vasai (W) 1 st floor, Andranides Bhavan, Papdi.	bb 334	Palghar	Trust	KD 45/2010 1/11/2020	Mr. Nilesh Sable Mr. Parag More	00

B) Numbers of Staff Working

Blood Transfusion Officer (B.T.O.)	Technical Supervisor	Technician	MSW/PRO	Staff Nurse
Dr. Umesh Khopkar	① Mr. Sunil Patil ② Mrs. Sharrani Dalvi	① Shweta Vanmali ② Mamta Barthwal	Ms. Pooja Javeag	Mrs. Rohini Meher

C) Blood Collection and Utilisation (01/01/2018 to 30/06/2018)



Total Blood Collection				Total Blood Utilisation				
No. of Camps	Voluntary	Replacement	Total	Whole Blood	RBC	Platelets	FFP	CRYO
22	2977	00	2977	00	2724	257	1030	00

D) Bulk Transfer of Blood Units

Whole Blood & Component	Whole Blood	RBC	Platelets	FFP	CRYO
Units received from other blood bank	00	171	00	00	00
Units transferred to other blood bank	00	288	00	00	00

E) Blood Units Discard on account of (Only WB & RBC)

TTD +ve	Expired	Hemolysed	Other	Total
74	136	00	BNS-4	214


Incharge Blood Bank
 (Signature & Stamp)


Please send information in scanned pdf format with Sign & Stamp of B.B. Incharge on sbtc@mahasbtc.com (Please verify before sending the Information)

Processing and Additional testing charges for Blood and Blood Component

Form – B

Name of Blood Bank	Vijayee Blood Bank, Vasai(w)	SBTC ID	bb 334	District	Palghar	Category	Trust
--------------------	------------------------------	---------	--------	----------	---------	----------	-------

A) Processing charges (Basic) in Rs.

Whole Blood	RBC	Platelets	FFP	CRYO	SDP
1400	1400	400	400	400	—

B) Charges of specialized test per Whole Blood unit in Rs.

NAT	Chemiluminscence	IV Generation Elisa			Anti HBc	Antibody screening (Donor)
		HIV	HBs Ag	HCV		
—	—	00	00	00	—	00

C) Charges of specialized Component specific test in Rs.


Leuco filtration		Blood Grouping and Cross Matching			Phenotyping for extended Serology	Irradiation	Bacterial Detection
Red Cells	Platelets	Automation	Semi Automation	Both together			
—	—	—	00	—	—	—	—

D) Additional processing charges for Blood components using Quadruple bags by buffy coat method in Rs.

Red Cells	Platelets	Plasma
—	—	—

E) Additional processing charges for Blood components using Quadruple bags by buffy coat method in Rs.

Whole Blood	RBC	Platelets	FFP	CRYO	SDP
—	—	—	—	—	—


Incharge Blood Bank
 (Signature & Stamp)
 VASAI (W)

Please send information in scanned pdf format with Sign & Stamp of B.B. Incharge on sbtc@mahasbtc.com (Please verify before sending the Information)