

Blood Bank Information: 01/01/2019 to 30/06/2019

Form – A

A) Blood Bank Details

Blood Bank Name and Address	SBTC ID	District	Category	License No. & Validity	Name of Blood Bank Incharge	No. of Complaints Received
Reliance Hospital Blood Bank, Room no. 01016, 1st floor, Reliance Hospital, Plot No. X-8, TTC Industrial area, MHC, Thane-Bekpur road, Koparkhairane, Navi Mumbai - 400710	bb 462	Thane	Trust	MH/102668 18/07/2023	Dr. Dipali Patil	—

B) Numbers of Staff Working

Blood Transfusion Officer (B.T.O.)	Technical Supervisor	Technician	MSW/PRO	Staff Nurse
2	01	04	01	01

C) Blood Collection and Utilisation (01/01/2019 to 30/06/2019)


Total Blood Collection				Total Blood Utilisation				
No. of Camps	Voluntary	Replacement	Total	Whole Blood	RBC	Platelets	FFP	CRYO
0	37	0	37	0	01	0	0	0

D) Bulk Transfer of Blood Units


Whole Blood & Component	Whole Blood	RBC	Platelets	FFP	CRYO
Units received from other blood bank	0	04	0	04	0
Units transferred to other blood bank	0	0	17	0	0

E) Blood Units Discard on account of (Only WB & RBC)

TTD +ve	Expired	Hemolysed	Other	Total
0	0	0	2	2


Dr. Dipali R Patil
 Incharge Blood Bank and Blood Transfusion
 (Signature & Stamp)
 Reliance Hospital, Navi Mumbai

Please send information in scanned pdf format with Sign & Stamp of B.B. Incharge on sbtc@mahasbtc.com (Please verify before sending the Information)

Note - Blood Bank started in June 2019. 

Processing and Additional testing charges for Blood and Blood Component

Form – B

Name of Blood Bank	Reliance Hospital Blood Bank	SBTC ID	bb 462	District	Thane	Category	Trust
--------------------	------------------------------	---------	--------	----------	-------	----------	-------

A) Processing charges (Basic) in Rs.

Whole Blood	RBC	Platelets	FFP	CRYO	SDP
1450	1450	400	400	250	11000

B) Charges of specialized test per Whole Blood unit in Rs.

NAT	Chemiluminscence	IV Generation Elisa			Anti HBc	Antibody screening (Donor)
		HIV	HBs Ag	HCV		
1200	500	0	0	0	0	300

C) Charges of specialized Component specific test in Rs.


Leuco filtration		Blood Grouping and Cross Matching			Phenotyping for extended Serology	Irradiation	Bacterial Detection
Red Cells	Platelets	Automation	Semi Automation	Both together			
1000	1500	0	120	120	500	1000	400

D) Additional processing charges for Blood components using Quadruple bags by buffy coat method in Rs.

Red Cells	Platelets	Plasma
150	150	100

E) Additional processing charges for Blood components using Quadruple bags by buffy coat method in Rs.

Whole Blood	RBC	Platelets	FFP	CRYO	SDP
0	150	150	100	0	0


Incharge Blood Bank
 (Signature & Stamp)
Blood Bank In-Charge
and Blood Transfusion

Please send information in scanned pdf format with Sign & Stamp of B.B. Incharge on sbtc@mahasbtc.com (Please verify before sending the information)